

Children and Families Monthly Performance Monitoring Report

July 2014

Highlighted PIs are in the Corporate plan

Looked after Children

		This Month		2014/15 YTD
OP389	Children in care including unaccompanied asylum seeking children	513	↑	513
Op416	The rate of Children in care per 10,000 pop	89	↑	89
	Haringey (becoming)	10	↑	81
Op382	Haringey (ceasing)	16	↓	78
OP386 (NI	£Haringey Net Increase / Decrease	-6	↑	3
OP 419	Percentage of Children becoming looked after previously subject to Child Protection plan	70%	↑	50%
HY62	Number of young people becoming looked after on remand	2	→	8

LAC Reviews and Visits

Op63	Children in Care visits	84%	↓	84%
HY_653	Children in care cases were reviewed within timescales	92%	↓	92%
	% of children in care for over a month with an up to date Health Assessment	94%	↑	94%
	% of Children in Care for over a month with an up to date Dental check (in the last 12 months)	65%	↑	65%
	% Children with an up to date PEP	66%	↓	66%

Missing and Stability

	Number of children missing from care at any point in the month	6	↓	-
	Number of children away from Placement without Authorisation	2	↓	-
Op 418	<i>Stability of placements of looked after children: number of moves</i>	10%	→	10%
Op 418a	Stability of placements of looked after children: length of placement	75%	↑	75%
Op 418b	<i>Percentage of children placed 20 miles or more</i>	19%	↓	19%

Care Leavers

Care leavers in education, employment or training:	19th Birthday	60%	↓	55%
	20th Birthday	63%	↓	50%
	21st Birthday	44%	↑	42%
Care leavers in suitable accommodation:	19th Birthday	80%	↓	81%
	20th Birthday	88%	↓	77%
	21st Birthday	67%	↓	71%

Adoption and Special Guardianship Orders

	Number of adoptions/special guardianship orders	2	↓	13
	Number of adoptions	1	↓	9
	Number of special guardianship orders (SGOs)	1	→	4
Op61 (NI61)	Percentage of adopted children placed within 12 months following an agency decision that the child should be placed for adoption.	100%	→	86%
	<i>A1. Average number of days from becoming LAC to being placed for adoption</i>	442	↓	530
	A10. Average number of days Adjusted for Current Foster Carer adoptions	292	↓	190

Contacts, Referrals and Assessments

		This Month		2014/15 YTD
Op504	The number of contacts received	656	↓	2446
Op410	The number of referrals to children's social care	220	↑	809
	The rate of referrals to children's social care per 10,000 pop	38	↑	141
HY649	Re-referrals within 12 months of the previous referral	11%	☐	10%
	Percentage of referrals going on to assessment YTD	0%	☐	0%
	Percentage of referrals with outcome NFA	2%	↓	3%
	<i>Children and Families Assessments carried out within 45 working days</i>	100%		89%
HY650	Children and Families Assessments completed	164	↓	841
	Distribution of days for completing assessments			

Child Protection

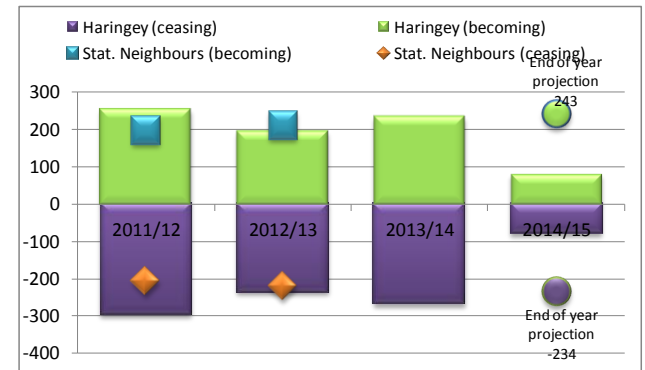
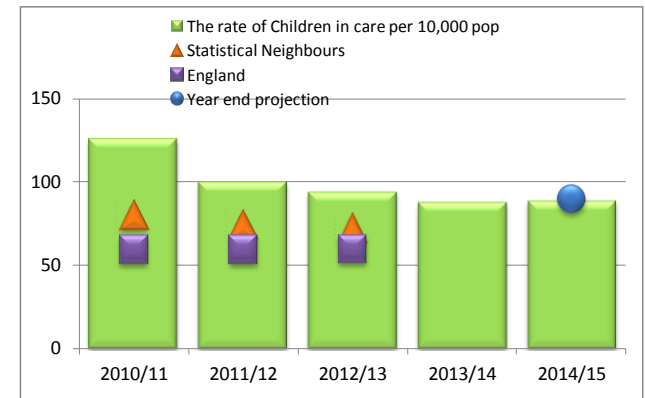
Op388	Children subject to a child protection plan	289		289
OP 411	<i>The rate of Children Subject to a child protection plan per 10,000 pop</i>	50		50
OP 413	Children Becoming Subject to a child protection plan in the period	30	↓	162
	Children Ceasing Subject to a child protection plan in the period	24	↑	74
HY64	<i>Child Protection Plans ceasing after two years or more</i>	4%	↓	1%
Op64a	CP Plans lasting over 2 years at period end	1%	↑	1%
Op 365	Subject of Child Protection Plan for a second or subsequent time	23%	↑	5%
Op367	Children moving to Haringey on a child protection plan	0	→	2
OP380	Children moved out of Haringey on a child protection plan	0	↓	3
	Percentage of CP cases which were reviewed within required timescales	99%	↑	92%
	Child Protection Visits	79%	↓	79%
	Children in Need Visits	65%	↓	65%

Looked after Children

		2013/14						2014/15				
		2013/14	Feb-14	Mar-14	Apr-14	May-14	Jun-14	Jul-14	YTD	Year end target	Traffic Light	
OP389	Children in care including unaccompanied asylum seeking children	507	512	507	509	510	519	513	↑	513	-	
	<i>Haringey Target</i>		485	479	-	-	-	-				
OP389a	The rate of Children in care per 10,000 pop	88	89	88	88	89	90	89	↑	89	-	
Op415	Haringey (becoming)	233	18	17	23	18	30	10	↑	81	-	
Op416	Haringey (ceasing)	267	30	22	24	17	21	16	↓	78	-	
	Haringey Net Increase / Decrease	-34	-12	-5	-1	1	9	-6	↑	3		
OP414	Percentage of Children becoming looked after previously subject to Child Protection plan	39%	82%	35%	44%	54%	45%	70%	↑	50%	-	
OP438	Number of young people becoming looked after on remand	29	1	4	2	2	2	2	→	8	-	

Service Analysis

Why does the data look the way it does?

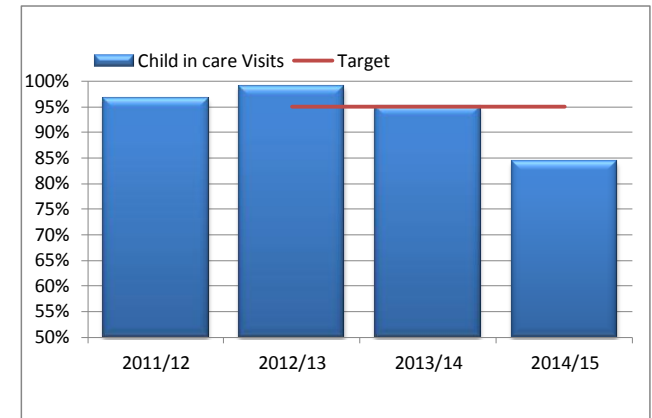


What are you going to do about it?

From previous periods:	When are you going to do it by?	Update/ date completed
We need to make renewed efforts to review those in longer term care who we had hoped to achieve special guardianship for.	Some of the special guardianship orders should be achieved by October/November. Within the next month the LAC Head of Service will review the existing LAC to ensure that those that have SG as their plan, or might be able to add this to their care plan, have opportunity to acquire this.	This is ongoing with a date being arranged in early September to review all LAC currently in long term foster care, to assess for the possibility of achieving SG during this financial year.
There has been a significant rise in numbers of LAC. This is in spite of efforts to carefully monitor any new UASCs and their eligibility plus renewed efforts to accommodate young people through homelessness unless it is totally unsuitable to support them through S17.	When children first come into care they do not come through the LAC service therefore edge of care work is a crucial element of the prevention of accommodation. More joint work to track this is required with First Response and Safeguarding and Support.	A joint piece of work is required to examine what the collective view of the recent increase in numbers actually is and to agree joint actions to tackle this. The new board for "Getting to Good" seems to be an appropriate forum for this.
We need to examine what proportion are due to families' circumstances and what can be attributed to additional early help input still required but not, for whatever reason, provided.		
From this period:	When are you going to do it by?	Comment

LAC Reviews and Visits

		2013/14							2014/15		
		2013/14	Feb-14	Mar-14	Apr-14	May-14	Jun-14	Jul-14	YTD	Target	Traffic Light
Op382	Children in Care visits	95%	95%	95%	93%	87%	94%	84%	↓	84%	-
OP386	Children in care cases were reviewed within timescales	87%	88%	87%	95%	95%	95%	92%	↓	92%	-
Op420	% of children in care for over a month with an up to date Health Assessment	85%	79%	85%	86%	88%	90%	94%	↑	94%	-
Op450	% of Children in Care for over a month with an up to date Dental check (in the last 12 months)	60%	54%	51%	58%	64%	64%	65%	↑	65%	-
	PEPs				72%	76%	72%	66%	↓	66%	-
	Care Plans	New Indicator to be reported in future months									-
	Pathway Plan	New Indicator to be reported in future months									-



Service Analysis

Why does the data look the way it does?

What are you going to do about it?

From previous periods:	When are you going to do it by?	Update/ date completed
Continued drive to check that all visits are uploaded.	End of July	
Further effort is to be made now with dental checks	End of August	We need to raise the profile of the need for dental checks across the relevant LAC services.

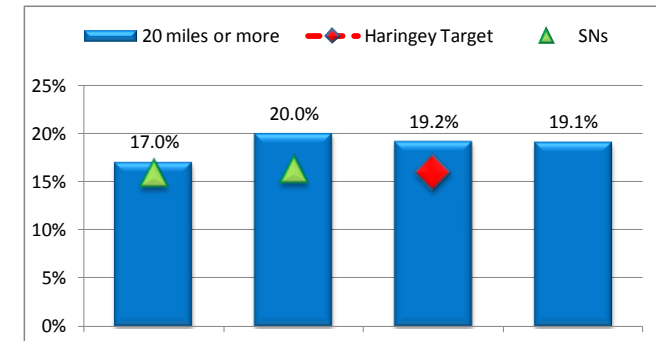
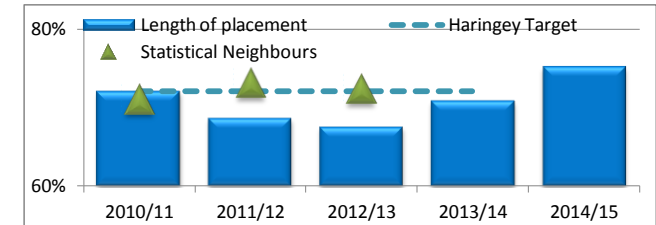
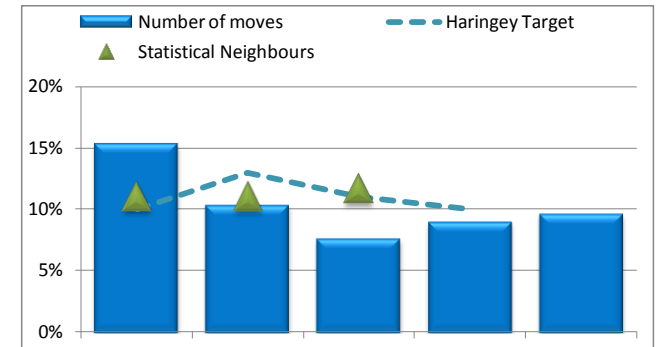
Missing and Stability

Highlighted PIs are in the Corporate plan

		2013/14							2014/15		
		2013/14	Feb-14	Mar-14	Apr-14	May-14	Jun-14	Jul-14	YTD	Year end target	Traffic Light
OP700	Number of children missing from care at any point in the month	-	-	-	3	1	4	6	↓	-	
OP701	Number of children away from Placement without Authorisation	-	-	-	2	1	1	2	↓	-	
HY62	Stability of placements of looked after children: number of moves	9.0%	8.6%	9.0%	8.9%	8.9%	9.6%	9.6%	→	9.6%	-
Op63	Stability of placements of looked after children: length of placement	71%	73%	71%	72%	75%	75%	75.1%	↑	75.1%	-
HY_653	Percentage of children placed 20 miles or more	19.2%	18.7%	19.2%	18.7%	18.0%	18.5%	19.1%	↓	19.1%	-

Service Analysis

Why does the data look the way it does?



What are you going to do about it?

From previous periods:	When are you going to do it by?	Update/ date completed
<p>5. The work on LAC sufficiency is really developing now and this can be used to gradually improve this figure further.</p>	<p>Regular reviews of placements at Resources Panel, careful monitoring of young people's needs at LAC reviews</p>	<p>LAC Sufficiency Board to meet on July 22nd.</p>
<p>I reported back to CDU on July 14th with regard to progress on 20+ mile placements. Broadly, figures for the last week in June totalled 88 young people placed 20+ miles. I carried out an audit of this cohort and established that 80 of these YP were in settled foster or residential placements. Only 8 were in situations that appeared either very new or unsettled, to the point that a move was inevitable. It was positive to note that in 8 of these a SG order was imminent for 2014-15. Two of the older YP were about to return to LBH to take up semi independent accommodation. There were 19 residential placements which included 7 for CWD. Included in the unsettled placements are two foster placements that are breaking down and one residential placement where the unit is graded as inadequate and a move is needed.</p>	<p>The work discussed with CDU is to be linked, as far as possible, with the project work being undertaken with Impower regarding LAC sufficiency. Clarity will be achieved in early August with a work plan, shaped by CDU to be in place by August 8th.</p>	
<p>From this period:</p>	<p>When are you going to do it by?</p>	<p>Comment</p>

Care Leavers

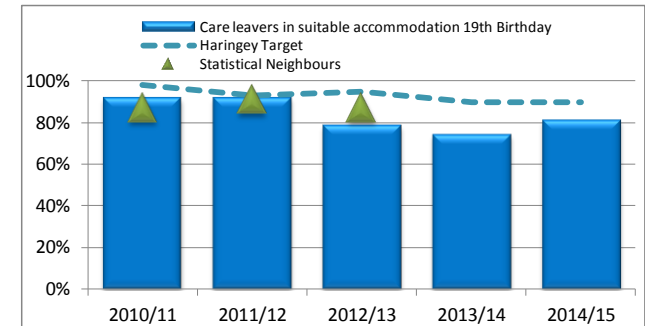
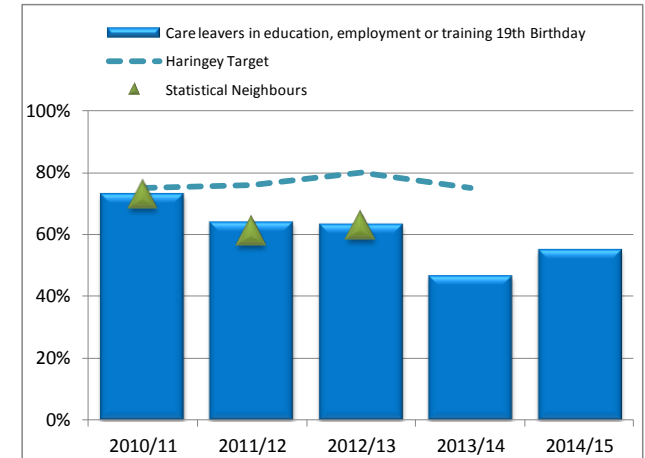
								2014/15				
Care leavers in education, employment or training								YTD	Year end target	Traffic Light		
OP148	19th Birthday	47%	100%	100%	40%	50%	75%	60%	↓	55%	-	
OP148b	20th Birthday	52%	80%	60%	20%	-	83%	63%	↓	50%	-	
OP148c	21st Birthday	41%	80%	75%	50%	50%	36%	44%	↑	42%	-	
Care leavers in suitable accommodation								YTD	Year end target	Traffic Light		
OP147	19th Birthday	74%	100%	100%	67%	83%	100%	80%	↓	81%	-	
OP147b	20th Birthday	72%	100%	60%	40%	67%	100%	88%	↓	77%	-	
OP147c	21st Birthday	78%	100%	100%	67%	50%	82%	67%	↓	71%	-	

Service Analysis

Why does the data look the way it does?

What are you going to do about it?

From previous periods:	When are you going to do it by?	Update/ date completed
Focused work with team managers and Personal Advisors to support those who are NEET to return to ETE. This will include support those with young children to find child care arrangements and be able to attend ETE.	ASAP-Management meeting and service meeting in August 2014.	



Adoption and Special Guardianship Orders

		2013/14	Feb-14	Mar-14	Apr-14	May-14	Jun-14	Jul-14	2014/15		Traffic Light
									YTD	Year end target	
Op 418	Number of adoptions/special guardianship orders	64	4	1	2	5	4	2	↓	13	
Op 418a	Number of adoptions	38	3	1	2	3	3	1	↓	9	
Op 418b	Number of special guardianship orders (SGOs)	26	1	0	0	2	1	1	→	4	
Op61 (NI61)	Percentage of adopted children placed within 12 months following an agency decision that the child should be placed for adoption.	61%	0%	100%	0%	67%	100%	100%	→	86%	-
HY483	A1. Average number of days from becoming LAC to being placed for adoption	778.18	376	402	469	715	414	442	↓	530	
HY483a	A10. Average number of days Adjusted for Current Foster Carer	516.18	199	402	65	-	135	292	↓	190	-
OP445a	Private fostering - seen in 7 days	-	-	-	-	-	-	-	→	-	-
OP445b	Private fostering children with all visits complete	-	-	-	-	-	-	-	→	-	-

Service Analysis

Why does the data look the way it does?

The improved position in respect of number of days from care to placed for adoption and percentage placed within 12 months of ADM decision reflects the focus the performance management of staff and the service, and the embedding of permanency planning within the service. There are, however, children being placed for adoption who have complex needs and the search for an appropriate family has been more default and longer. This will affect these KPIs when the children are adopted.

What are you going to do about it?

From previous periods:

The tracking meeting has had more focus on monitoring the progress of adoption placements and orders. It is necessary to apply the same rigour to special guardianship in the meetings, and to revise the SG spreadsheet to support this.

When are you going to do it by?

The work identified for special guardianship orders will be completed by mid August

Update/ date completed

